

L05030 ACCULight LED Driver 20W, 3-27 Vdc, 350-700 mA **L1LDC070S-20E**
L05035 ACCULight LED Driver 20W, 3-27 Vdc, 2 x 350 mA **L1M2LDC0350-20E**

Engineered for Best Fixture Performance

Fulham LumoSeries drivers are all built on core engineering design principles for exceptional standards of performance and reliability in LED systems. Highest-grade critical components together with design features for thermal management ensure excellent reliability. Our low ripple designs create flicker-free lighting and perfectly smooth dimming. Simplicity of specification and installation is a key characteristic of all Fulham LumoSeries drivers. Hence the wide voltage and current ranges and industry leading low inrush current.



LED driver for 24 Vdc input with various fixed voltage and current outputs.

Engineered for Performance

- No inrush current
- No output current ripple
- No EMC behavior

Engineered for Reliability

- Thermal protection (automatic current limiter)
- Short and open circuit protection, overload and overvoltage protection

Engineered for Simplicity

- Future-proof flexibility – industry leading voltage and current range enabling seamless support of LED generations and minimizing supply chain complexity

5 year warranty

Fulham LumoSeries takes pride in the quality of its products. We not only develop all products in house, they are also produced to ensure guaranteed reliability and performance. Fulham LumoSeries drivers come with the assurance of a 5 year warranty. After all, with typical LED lifetimes of 50,000 hours, it is critical to have a power supply with equal reliability.




Product features

- Supply voltage 32Vdc max.
- Current and fixed voltage setting
- Thermal protection: dimming instead of switch off
- Active output overload protection
- Open circuit output voltage protection
- High efficiency across a wide range of loads
- Engineered and Manufactured in Europe
- SELV

Certificates and standards

- CE
- SELV

Classifications



(L05030 only)

Specific technical data

Type	Efficiency at full load	Output current	Output voltage range	Open circuit output voltage	Max. output power	Dimming
L05030	90 %	350 - 700 mA	3 - 27 Vdc*	32 Vdc	20 W	no
L05035	88 %	2x 350 mA	3 - 27 Vdc*	32 Vdc	20 W	0-10V, 1-10V and potentiometer (100K log b)

* Supply voltage must always be at least 3V higher than the forward voltage of the LED(s)

Technical data

Rated supply voltage	24Vdc
Input voltage	L05030: 17-32 Vdc L05035: 12-32 Vdc
Output current tolerance	5%
100 Hz ripple current	None
Startup time	< 10ms
Warm up time to 95% of light output	< 30ms
Output isolation	SELV
Surge protection (diff. / comm.)	2 kV / 6 kV
IP classification	IP 20
Circuit lifetime	50,000 hrs at Tc max.
Case dimensions	110 x 52 x 23.5 mm

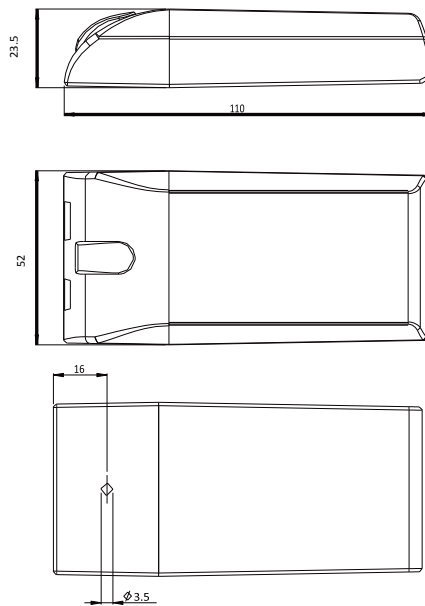
Inrush current

Mains max. peak inrush at full load	None
-------------------------------------	------

Thermal specifications

Ambient temperature range (Ta)	-20 to 50°C
Maximum case temperature (Tc)	< 85°C*
Storage temperature range	-20 to 50°C

Dimensions



Over temperature protection

The LED driver is protected against thermal overload. If the temperature limit is exceeded, the output current is reduced.

Active overload protection

If the maximum output power is exceeded, the LED driver reduces the LED output to a current level within the specifications of the driver. This prevents overload at all times.

No-load operation

In no-load operation the output voltage will not exceed the specified open circuit output voltage.

Short-circuit protection

In case of a short circuit the LED driver switches to protection mode. After the removal of the short-circuit the LED driver will recover automatically.

Active overcurrent protection

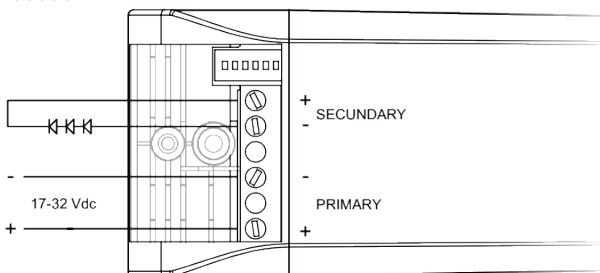
This series do not support hot swapping of the LEDs.

LED load

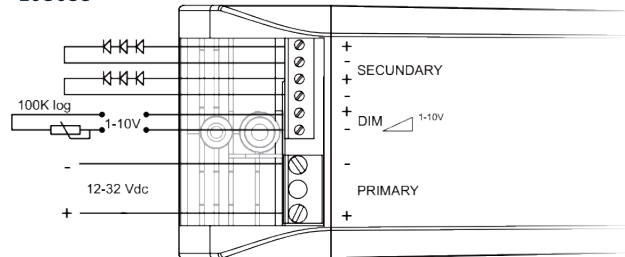
Fulham LumoSeries LED drivers are designed to drive passive LEDs, -COB's and LED assemblies
Proper function is not guaranteed when (LED)loads with active components are used.

Wiring diagram

L05030



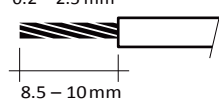
L05035



Wiring of device

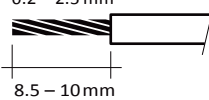
L05030

wire preparation:
0.2 – 2.5 mm²



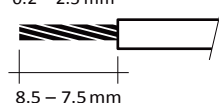
L05035

wire preparation:
0.2 – 2.5 mm²

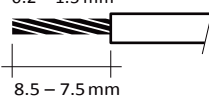


Primary:

wire preparation:
0.2 – 2.5 mm²



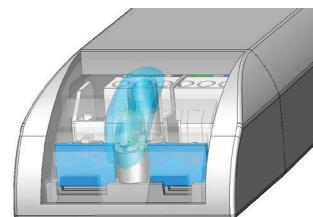
wire preparation:
0.2 – 1.5 mm²



Secondary:

Strain relief

The strain relief inserts can be removed to accommodate wiring of larger diameters.



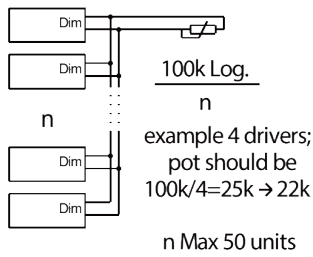
Dipswitch settings L05030

The current settings can be adjusted by using the dipswitches on the driver. The table lists the supported currents.

The switch in the right position (ON) is defined as '1'.
The switch in the left position (OFF) is defined as '0'.

0/1-10V dimming

In case of multiple drivers on one dimmer, make sure that the wires are connected according to polarity. Each driver supplies the 0/1-10V dimming bus With 1mA max. (50mA sink capable dimmer can dim 50 drivers).



L05030 dipswitch settings

Dipswitch setting	Output	Max output power	Switch no					
			1	2	3	4	5	6
0	350 mA	9.5W	0	0	0	0	0	0
1	700 mA	19W	0	1	0	0	0	0
2	4V	5W	1	0	0	1	1	1
3	5V	6W	1	0	1	1	1	0
4	6V	7W	1	0	0	1	1	0
5	8V	10W	1	0	0	0	0	1
6	10V	12W	1	0	0	0	1	0
7	12V	15W	1	0	0	1	0	0
8	24V	20W	1	0	1	0	0	0

Ordering data

Part	Part number	Alternate part number	Packaging carton	Multibox carton	Weight per piece
L05030 LED Driver 20W 24Vdc, 350- /700mA	L05030	L1LDC070S-20E	20 pieces	240 pieces	82 g
L05035 LED Driver 20W 24Vdc, 2x 350mA	L05035	L1M2LDC0350-20E	20 pieces	240 pieces	82 g

Berenkoog 56
NL-1822 BZ Alkmaar
The Netherlands

www.Fulham.com

© 2016, Fulham Company All rights reserved. Designs and specifications may change without prior notice. Fulham products are not designed, intended, or authorized for any application in which the failure of the product could cause personal injury.